


Ø27.50mm


- Height 5.75mm
- Hands: Hour & Minute
- 2 Sub Dials:
 - 2h = Sun / Moon, 10h = 24hr
- Fly Wheel at 6h
- Auto Mechanical



ML7102M

Ø27.50mm

- Height 6.05mm
- Hands: Hour, Minute & Center Seconds
- Date @ 3h
- 3 Sub Dials:
 - 6h = Sun / Moon, 9h = Day, 12h = Month
- Auto Mechanical



CHR103M

Ø27.50mm


- Height 6.05mm
- Hands: Hour, Minute & Center Seconds
- Date @ 4.5h
- 3 Sub Dials:
 - 3h = Month, 6h = Sun / Moon, 9h = Day
- Auto Mechanical



CHSP08M

Ø27.50mm


- Height 6.05mm
- Hands: Hour, Minute & Center Seconds
- Date @ 6h
- 3 Sub Dials:
 - 3h = Month, 6h = 24hr, 9h = Day
- Auto Mechanical



CHSP09M

Ø27.50mm

- Height 6.05mm
- Hands: Hour, Minute & Center Seconds
- 3 Sub Dials:
 - 3h = Date, 6h = Sun / Moon, 9h = Day
- Auto Mechanical



CHSP16M

Ø27.50mm

- Height 6.05mm
- Hands: Hour, Minute & Center Seconds
- Date @ 6h
- 1 Sub Dial:
 - 3h = Day
- Auto Mechanical



CHSPS51M

Ø28.00mm


- Height 9.35mm
- Hands: Hour, Minute & Center Seconds
- 1 Sub Dial:
 - 3h = Dual Time
- Date @ 12h
- Fly Wheel at 9h
- Auto Mechanical



CH627M

Ø28.00mm


- Height 6.45mm
- Hands: Hour, Minute & Center Seconds
- Date @ 4.5h
- 3 Sub Dials:
 - 3h = Month, 6h = 24hr, 9h = Day
- Auto Mechanical



HZ2393M

Ø28.00mm

- Height 6.55mm
- Hands: Hour, Minute & Small Seconds
- Big Date @ 12h
- 6h = Small Seconds
- Auto Mechanical



CHR15M

Ø28.00mm

- Height 6.55mm
- Hands: Hour, Minute & Center Seconds
- Big Date @ 12h
- 3 Sub Dials:
 - 3h = Small Minute, 6h = Sun / Moon, 9h = Small Seconds
- Auto Mechanical



CHR161M

Ø28.00mm

- Height 6.44mm
- Hands: Hour, Minute & Small Seconds
- Small Seconds @ 6h
- 2 Sub Dials:
 - 2h = Date, 10h = Power Reserve
- Auto Mechanical



TY2714M

Ø28.00mm


- Height 5.18mm
- Hands: Hour, Minute & Center Seconds
- Auto Mechanical, Steel Plates (Skeleton)



TY2807M

Ø28.00mm

- Height 6.48mm
- Hands: Hour, Minute & Center Seconds
- Date @ 3h
- 3 Sub Dials:
 - 6h = Sun / Moon, 9h = Day, 12h = Month
- Auto Mechanical



CH2867M

Ø28.00mm

- Height 6.48mm
- Hands: Hour, Minute & Center Seconds
- 4 Sub Dials:
 - 3h = Date, 6h = Sun / Moon, 9h = Day, 12h = Month
- Auto Mechanical



TY2876M

Ø28.00mm


- Height 6.98mm
- Hands: Hour, Minute & Center Seconds
- Day & Month Disks @ 12h
- 1 Sub Dial:
 - 6h = Sun / Moon
- Auto Mechanical



TY2886M

Ø28.8mm

- Height 5.75mm
- Hands: Hour, Minute & Small Seconds (10h)
- 3 Sub Dials:
 - 2h = Sun / Moon, 10h = Small Seconds, 12h = Dual Time
- Fly Wheel at 6h
- Auto Mechanical



F8101M

Ø28.8mm


- Height 5.80mm
- Hands: Hour, Minute, Center Seconds
- Date @ 3h
- 3 Sub Dials:
 - 3h = Month, 6h = 24hr, 9h = Day
- Auto Mechanical



CHF8131M

Ø29.00mm

- Height 5.90mm
- Hands: Hour, Minute & Center Seconds
- 3 Sub Dials:
 - 3h = Month, 6h = Sun / Moon, 9h = Day
- Big Date @ 12h
- Auto Mechanical



CHC19M